

# Schroder Alternative Solutions Commodity Fund

## A Accumulation Share Class

### Key Information

#### Fund Manager

Robert Howell

#### Managed fund since

31 October 2005

#### Fund Launch Date

31/10/2005

#### Fund Domicile

Luxembourg

#### Fund Base Currency

USD

#### Total Fund Size (Million)

USD 4,328.4

#### Benchmark

Composite Benchmark

The fund is benchmark unconstrained but for performance comparison purposes the fund's performance is compared to the Composite Benchmark. The Composite Benchmark is simply an arithmetic average of all four indices: S&P Goldman Sachs Commodity Index (total return), Reuters/Jeffries CRB Index, DJ UBS Commodity Index (total return), and Rogers International Commodity Index (total return). The indices represent commodity futures prices which illustrate a broad and reliable benchmark for the performance of the commodity sector. Individuals cannot invest directly in an index.

#### Share Class Currency

USD

#### Share Launch Price (USD)

100.00 (31/10/2005)

#### Share Price End of Month (USD)

121.41

#### Maximum Initial Fee

5.26 %

#### Estimated Total Expense Ratio

2.02 %

#### Performance Fee

10% of any positive performance (subject to highwater mark). Please refer to prospectus for further detail.

#### Current High Water Mark

USD 145.76

#### Bloomberg

SASCMAALX

#### Reuters

LU0232504117.LUF

#### ISIN

LU0232504117

#### SEDOL

B0M9PF4

#### Valorenummer

2318783

#### Wertpapierkennnummer

A0HG81

#### CEDEL

23250411

### Investment Objective, Policy and Risk

The Fund's investment objective is to generate growth in the long term through investment in commodity related instruments globally.

Indirect investment in commodities may cause the fund to face market risk from the value of the underlying asset together with geopolitical, supply, currency exchange rate and interest rate risks.

### Investment Approach

The fund will be exposed to a range of commodity sectors and will be primarily invested in the agriculture, metal, and energy complexes. The fund will invest predominantly in a range of commodity derivative related instruments, principally comprising of futures and other commodity linked derivative instruments, and, to a lesser extent, equities and cash. The fund will not acquire physical commodities directly. The fund will neither employ leverage nor engage in short selling.

Our research process combines both top down analysis of global conditions with bottom up analysis of individual commodity markets, all with the aim of identifying trends and the resulting opportunities. Our investment universe comprises of 64 commodities, with close focus on 40. We employ an active approach to portfolio management and, at times, may carry a high degree of portfolio turnover. Fundamental analysis forms the core of our investment process to which we compliment through quantitative, technical, and sentiment analysis to achieve optimal returns over time.

### Performance in %

	1 month	3 months	YTD	1 year	5 years	Since Launch	Average p.a. since launch
Fund	7.36	7.00	27.72	3.35	---	21.41	4.97
Benchmark	4.80	4.44	15.50	-4.58	---	-13.18	-3.47

	Oct 2008	Nov 2008	Dec 2008	Jan 2009	Feb 2009	Mar 2009	Apr 2009	May 2009	Jun 2009	Jul 2009	Aug 2009	Sep 2009	Oct 2009
Fund	-17.23	-7.90	-12.14	5.41	-7.14	3.51	2.28	15.69	0.94	-1.37	2.49	-2.75	7.36
Benchmark	-24.19	-10.41	-7.79	-5.84	-4.58	4.35	0.63	15.77	-0.98	2.25	-1.44	1.11	4.80

All fund performance data are on a NAV to NAV basis, net income reinvested. Data is not available for the time periods with no % growth stated. In case a share class is created after the fund's launch date, a simulated past performance is used, based upon the performance of an existing share class within the fund, taking into account the difference in the Total Expense Ratio.

Performance data quoted represents past performance; past performance does not guarantee future results. The investment return and principle value of an investment will fluctuate so that an investor's shares, when redeemed, may be worth more or less than their original cost. Current performance may be lower or higher than the performance data quoted.

Some performance differences between the fund and the benchmark may arise because the fund performance is calculated at a different valuation point from the benchmark.

Source: Schroders

### Essential Statistics Since Launch

	Fund	Benchmark
Annual Volatility (%)	19.95	24.89
Alpha (%)	7.32	---
Beta	0.70	---
Information Ratio	0.67	---
Sharpe Ratio	0.06	-0.29
Jensen's Alpha (%)	6.19	---

The above ratios are based on bid to bid price based performance data over the last 3 years.

Volatility: A measure of standard deviation of return measures the average deviations of a return series from its mean, and is often used as a measure of risk. A large standard deviation implies that there have been large swings in the return series of the manager.

Sharpe Ratio: A risk-adjusted measure of return which uses standard deviation to represent risk.



# Schroder Alternative Solutions Commodity Fund

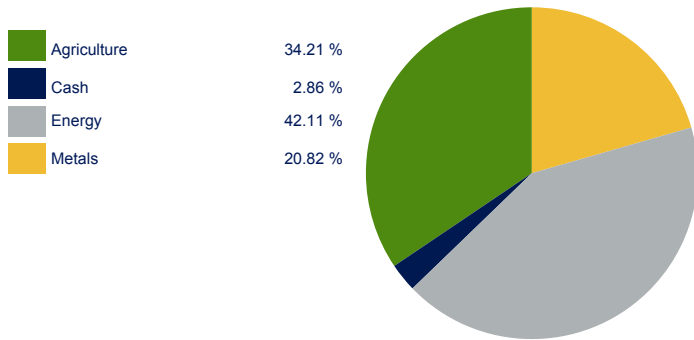
## A Accumulation Share Class

### Top 5 Holdings in %

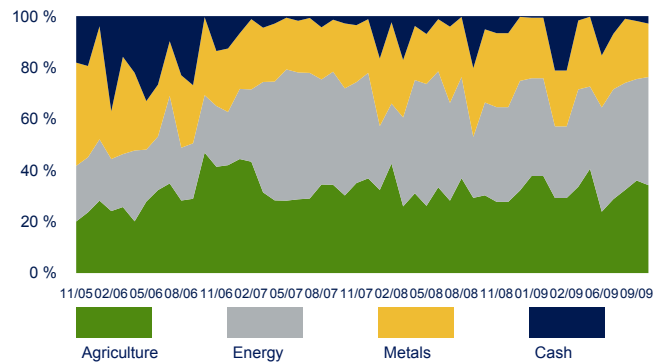
Commodity	Sector	% NAV
Brent Crude	Energy	18.7
WTI Crude	Energy	9.6
Gold	Metals	6.8
Natural Gas	Energy	5.8
Copper	Metals	5.3
<b>Total</b>		<b>46.2</b>

### Asset Allocation in %

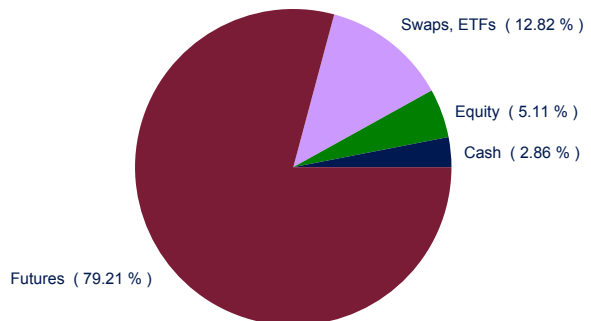
#### Current Portfolio Exposure



#### Historical Portfolio Exposure Since Launch



#### Investment Security Exposure



### Important Information

The Schroder AS Commodity Fund is not within the scope of the European Union Directive 2003/48/EC (Taxation of Savings Income in the Form of Interest Payments), as implemented in Luxembourg Law.

Schroder Alternative Solutions, (the "Company"), may not be sold in the United States nor to Citizens or residents of the United States.

This document does not constitute an offer to anyone, or a solicitation by anyone, to subscribe for shares of the Company. Nothing in this document should be construed as advice and is therefore not a recommendation to buy or sell shares. The offering of shares in certain jurisdictions may be restricted and accordingly persons are required, by the Company, to inform themselves of and observe any such restrictions. Applications for shares of the Company can only be made on the basis of the current prospectus together with the latest audited annual report and subsequent unaudited semi-annual report, if published, copies of which can be obtained, free of charge, from Schroder Investment Management (Luxembourg) S.A.

**Past performance is not a guide to future performance and may not be repeated.**

The value of investments and the income from them can go down as well as up and is not guaranteed, and investors may not get back the full amount invested. Investments in hedge funds involve a high degree of risk.

All or most of the protections provided by the UK regulatory system do not apply to investment in the Company and compensation under the UK Financial Services Compensation Scheme will not be available.

Schroders has expressed its own views and opinions in this document and these may change. This document is issued by Schroder Investment Management (Luxembourg) S.A., R.C.S. Luxembourg: B 37.799, 5, rue Höhenhof, L-1736 Senningerberg. This document may not be distributed to any unauthorised persons.

For your security, communications may be recorded.

